

ALDRIDGE

h-LED High Mast Lighting



Precision LED High Mast Lighting

Aldridge brings new levels of performance and function to illuminating roadways, large outdoor areas and traffic junctions. With four scalable lumen packages, you can customize your high mast solution to maximize your energy saving benefits.

Aldridge delivers incredible photometric outputs that meet and exceed the most challenging of high mast schemes. The custom NEMA optics deliver consistent and uniform light levels so anyone can confidently navigate the well-lit areas with ease.

Benefits

- Long Lifetime and reliability, reduces maintenance-related lane or area closures
- Dark sky friendly with zero upward light and minimal glare
- Field rotatable optics
- Low windage area
- Direct replacement using existing high mast infrastructure
- Industry leading optical performance to direct more lighting where you want it
- Compatible with leading programmable lighting control systems (optional)

Applications

- Highways and Interchanges
- Port Container Facilities
- Toll Plazas
- Rail Yards
- Correctional Facilities
- Large Area Industrial Facilities
- Parking Areas
- Airports
- Security Lighting



A ROTATABLE OPTICAL ASSEMBLY

The entire optical assembly is field adjustable, enabling installers the ability to quickly orient 90° on the job site.

B OPTICS

Custom-engineered optics that direct light precisely where needed whilst minimizing glare. Available in Type I, II, III, IV & V beam distributions.

C LED

Long life, high density LEDs up to 70,000 luminous flux L80 > 100,000 hours Ta 45°C.

D POWER DOOR


The rugged 3-G rated die cast aluminum housing features a neoprene gasketed 'Power Door' which is designed & engineered for quick in-field change-out by maintenance crews.

E QUICK DISCONNECT

Enables installers and crews to quickly interchange maintenance electrical components.

F MOUNTING SYSTEM

Designed to be installed on existing lighting poles and infrastructures, the 4-bolt mounting system allows for in-field adjustment of up to 5-degrees to ensure accurate optimal performance.



KEY FEATURES

G HINGED DRIVER HOUSING DOOR

Allows for in-field easy access & removal of Power Door.

H TOOL-LESS ENTRY

Driver housing stainless steel latches enables easy installation and maintenance.

I THERMAL MANAGEMENT SYSTEM

Patent pending thermal management system provides superior conductive properties. Integral heat pipes pull heat away rapidly from the light engine and radiate it out to double folded aluminum fins.

J IP66 ENCLOSURE


Weather-tight design ensures durability and reliability in the harshest environments.

K FINISH

Optional 5-pin and 7-pin NEMA twist lock receptacles available.

L PHOTOCELL COMPATIBLE






Polyester powder paint provides a highly durable finish that is resistant to UV rays and corrosion (Coastal Finish option also available).



PRODUCT PARAMETER

Model No.	System Power	Input Voltage	Luminous Flux	Dimensions	Weight
HLED-200	260W	120-277V 50/60Hz	33,000 lm	854x610x238mm	27.5 kg
HLED-300	350W	120-277V 50/60Hz	43,500 lm	854x610x238mm	27.5 kg
HLED-400	495W	120-277V 50/60Hz	63,500 lm	854x610x238mm	29.7 kg
HLED-600	690W	120-277V 50/60Hz	86,000 lm	854x610x238mm	31.2 kg

SPECIFICATIONS

Light Source	Lumileds / Cree
CCT	3000K / 4000K / 5000K
CRI	>70 CRI (>80 & >90 CRI also available)
Dimming	0-10V. DALI
Material	Aluminum
Finish	Polyester Coating
Surge Protection	I _{max} 10KA / I _n 5kA
Ingress Protection	Light Engine IP66, Luminaire IP65
Lifespan	100,000 H
Operating Temp	-40°C to +45°C
Certifications	    

Product ID	LED Power	Color Temp	CRI	Optics	Input Voltage	Options	Color
HLED	200 = 260W	30K = 3000K	70 = Min 70	T1 = Type I	L = 120-277V	Nema Receptacle	GR = Grey
	300 = 350W	40K = 4000K	80 = Min 80	T2 = Type II		5P = 5 Pin Nema Receptacle	
	400 = 495W	50K = 5000K		T3 = Type III		7P = 7 Pin Nema Receptacle	
	600 = 690W			T4 = Type IV		Photocell	
				T5 = Type V			

** FOR DETAIL PRODUCT SPECIFICATIONS, PLEASE CONTACT OUR SALES REPRESENTATIVES.

13/06/19 Ref: h-LED_v.1.1

Aldridge Traffic Systems Pty Ltd

12 - 14 Leeds Street

Rhodes NSW 2138

www.aldridgetraffic.com.au