



ALDRIDGE

h-LED High Mast Lighting

200w-600w

DATA SHEET





h-LED brings new levels of performance and function to illuminating roadways, large outdoor areas and traffic junctions. With two scalable lumen packages, you can customize your high mast solution to maximize your energy saving benefits.

h-LED delivers incredible photometric outputs that meet and exceed the most challenging of high mast schemes. The custom NEMA optics deliver consistent and uniform light levels so anyone can confidently navigate the well-lit areas with ease.

Benefits

- Long Lifetime and reliability, reduces maintenance-related lane or area closures
- Dark sky friendly with zero upward light and minimal glare
- Field rotatable optics
- Low wind profile area (EPA)
- Direct replacement using existing high mast infrastructure
- Industry leading optical performance to direct more lighting where you want it
- Compatible with leading programmable lighting control systems
- Meets 3G vibration standards per ANSI C136.31 2010

Applications

- Highways and Interchanges
- Port Container Facilities
- Toll Plazas
- Rail Yards
- Correctional Facilities
- Large Area Industrial Facilities
- Parking Areas
- Airports
- Security Lighting



Features Rotatable Optical Assembly

The entire optical assembly is field adjustable, enabling installers the ability to quickly orient 90° on the job site.

Optics

Custom engineered optics that direct light precisely where needed whilst minimizing glare. Available in Type I, II, III, IV & V beam distributions. LED Long life, high density LEDs up to 86,000 luminous flux output. L80 > 100,000 hours Ta 45°C.

Power Door

The rugged 3-G rated die cast aluminum housing features a neoprene gasketed 'Power Door' which is designed & engineered for quick in-field change-out by maintenance crews.

Quick Disconnect

Enables installers and crews to quickly interchange maintenance electrical components.

Mounting System

Designed to be installed existing lighting poles and infrastructures, the 4-bolt mounting system allows for in-field adjustment of up to 5-degrees to ensure accurate optimal performance.

Hinged Driver Housing Door

Allows for in-field easy access & removal of Power Door.

Tool-Less Entry

Driver housing stainless steel latches enables easy installation and maintenance.

Thermal Management System

Patent pending thermal management system provides superior conductive properties. Integral heat pipes pull heat away rapidly from the light engine and radiate it out to double folded aluminum fins.

IP66 Enclosure

Weather-tight design ensures durability and reliability in the harshest environments.

Finish

Polyester powder paint provides a highly durable finish that is resistant to UV rays and corrosion.

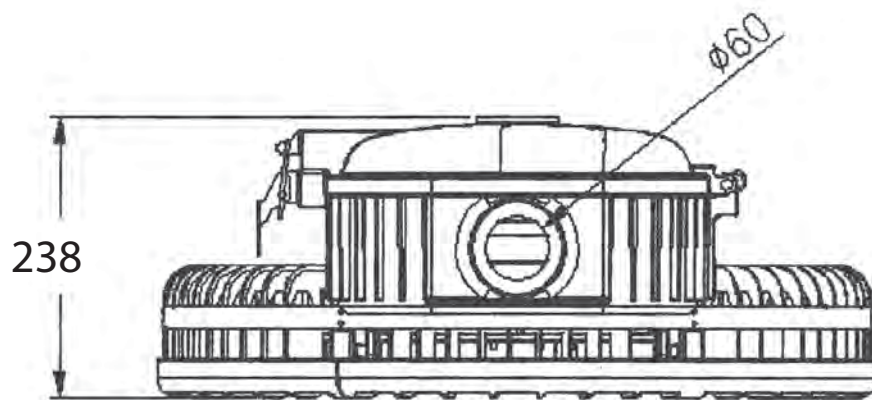
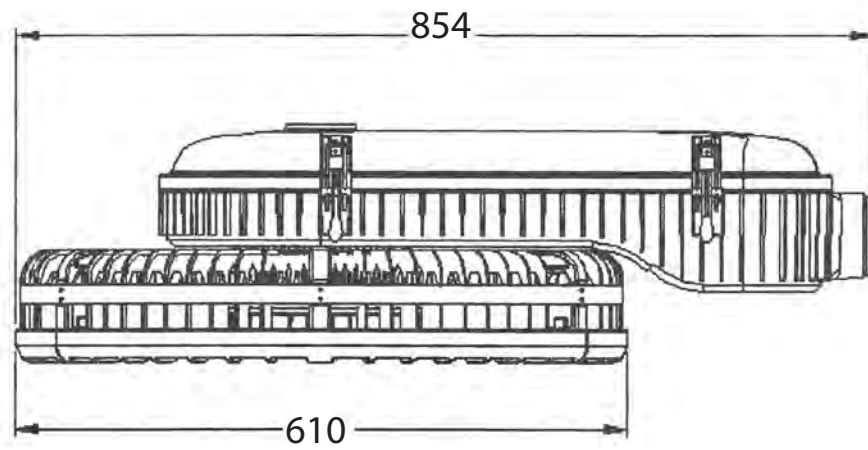
Photocell Compatible

Optional 5-pin and 7-pin NEMA twist lock receptacles available.

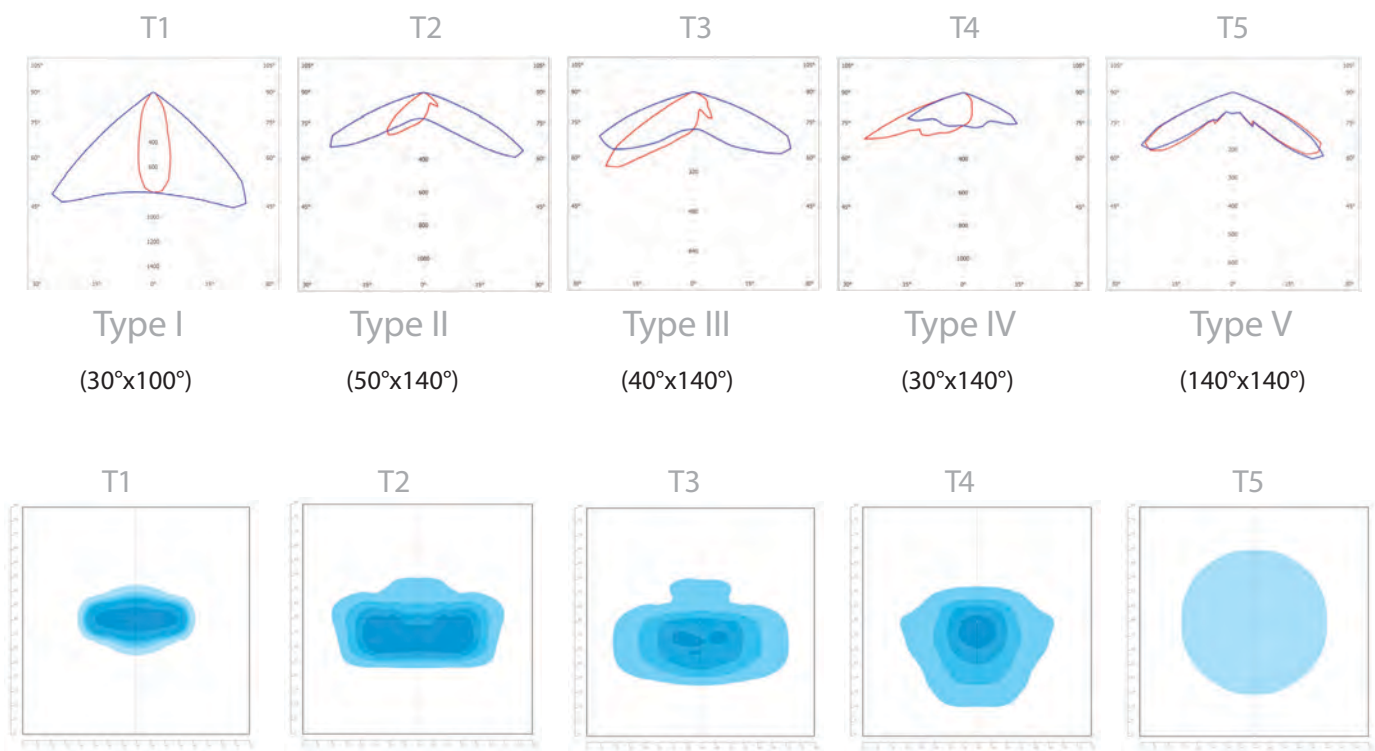
Technical Specification

Description	High MastLED Series (h-LED)			
Recommended Product Location	High Mast Lighting			
Model Number	HLED-200	HLED-300	HLED-400	HLED-600
Typical System Power [W]	260W	350W	495W	690W
Luminous Flux (lm)	33,000	43,500	63,500	86,000
Weight (kg)	27.5	27.5	29.7	31.2
Wind Loading Area (m2)	0.15			
Correlated Colour Temperature	3000K / 4000K / 5000K / 6500K			
Colour Rendering Index	>70CRI (Typical), >80V (Optional)			
Optics	Nemo: Type I (30° x 100°), Type II (50° x 140°), Type III (40° x 140°) Type IV (30° x 140°) , Type V (140° x140°)			
Driver	Meanwell			
Input Voltage Range	120-277VAC; 347-480VAC (optional)			
Power Factor	>0.95			
Electrical Class	Class I			
Input Surge Protection	Category C (10k.V/5kA) UL 1449/ANSI C6241.2			
Dimming Control options	0-10V (optional)			
Standby Power	≤0.5W			
Driver Tc	75° C			
Protection	Over Voltage, Short Circuit, Thermal Sensing			
Ambient Operating Temperature	-25°C to + 65°C			
Ambient Storage Temperature	-40°C to + 85°C			
Material	Aluminium (body), Zinc galvanized steel (bracket)			
Vibration Rating	3G per ANSI 136.31			
Optical Cover	Toughened Glass			
Finish	Protective UV stabilised powder coated			
Gasket	Neoprene			
Photocell	Optional			
Ingress Protection (IP)	Light Engine IP66, Luminaire IP65			
Quality Assurance System	ISO9001, ISO14001			
Certification	CE, ETL, DLC			

Dimensions



Photometrics



Ordering Information

Product ID	System Power	Color Temp	CRI	Optics	Input Voltage	Options	Color	Accessories
HLED	200 = 260W	30K = 3000K	70 = Min 70	T1 = Type I (30°x100°)	120-277V	5P = 5 Pin Nema Receptacle 7P = 7 Pin Nema Receptacle	GR = Grey	SF = Single Fuse
	300 = 350W	40K = 4000K	80 = Min 80	T2 = Type II (50°x140°)				DF = Double Fuse
	400 = 495W	50K = 5000K		T3 = Type III (40°x140°)				90DS = 90° Shield
	600 = 690W			T4 = Type IV (30°x140°)				120DS = 120° Shield
				T5 = Type V (140°x140°)				180DS = 180° Shield

Note: Actual performance may differ as a result of end-user environment and application.
All values are typical values, measured under laboratory conditions at 25 °c. Specifications subject to change without notice.



ALDRIDGE

Aldridge Traffic Systems Pty Ltd

12 - 14 Leeds Street
Rhodes NSW 2138

www.aldridgetraffic.com.au

NSW

P: +61 2 9736 3677
F: +61 2 9736 3391
e: info@trafficltd.com.au

VIC

P: +61 3 9430 0222
F: +61 3 9430 0244
e: info@trafficltd.com.au

SA

P: +61 8 8362 2385

e: info@trafficltd.com.au

NT

P: +61 8 8947 0733
F: +61 8 8947 0713
e: info@trafficltd.com.au

ACT

P: +61 2 6299 7922
F: +61 2 6299 7977
e: info@trafficltd.com.au

WA

P: +61 8 9248 1002
F: +61 8 9209 2288
e: info@trafficltd.com.au

QLD

P: +61 7 3266 1900
F: +61 7 3266 2244
e: info@trafficltd.com.au

TAS

P: +61 3 6273 1177
F: +61 3 6273 1759
e: info@trafficltd.com.au

UNITED KINGDOM

P: +44 (0) 1159 223 797
F: +44 (0) 1159 223 836
e: info@aldridgetraffic.co.uk