

ALDRIDGE

ESLS/VSLS

Electronic/Variable Speed Limit Signs



Proudly Designed and Manufactured by Aldridge Traffic Systems in Australia
From the Brand You Know and Trust for Over 40 Years

Electronic Signs



Aldridge Traffic System (ATS) electronic signage are built to withstand the harshest of environments. These units are weatherproof and low maintenance with ultimate power efficiency and designed for easy installation. These electronic signs feature long-life, ultra-bright, superior quality LEDs, with automatic brightness adjustment and flicker-free technology. ATS electronic signage are available with a full matrix display area, capable of displaying more complex text, multiple speeds and graphics, as well as discrete character displays, typically used for single or dual speed variants but can also be used for multiple displays. ATS signs are available in Australian standard types A, B, C sizes.

Each sign has an option of a secondary battery backup. The cabinet housings are secure and lockable, meeting all communication security compliance standards.

ATS electronic signs are designed to communicate via the most commonly used VicRoads and TfNSW protocols along with Traffic Technologies proprietary platform TST, giving total control and diagnostic information.

Aldridge Electronic LED Signs include:

- School Zones
- Variable Speed Limit Signs (VSL)
- No Right Turn / No Left Turn (NRT / NLT)
- Electronic Speed Limit Signs (ESLS)
- Variable Message Signs (VMS)
- Electronic Message Signs (EMS)
- Vehicle Activated Signs (VAS)
- Portable Activated Signs (VAS)
- Watch for Peds
- Watch for Cyclists



SCHOOL ZONES



School Zones

SPEED LIMIT SIGNS

The variable speed limit (VSL) School Zone LED Sign, is an immediate reminder to drivers of the mandatory reduction in the speed limit from 60km/h to 40km/h or 50km/h to 40km/h, and is there to keep school children and pedestrians safe by lowering the speed limit at peak times when children are traveling to and from school.

School zone speed signs are placed on both sides of the road within the zoned area. They are synchronised and configured through software that corresponds with the school calendar and time clock through GPS. During times of school activity the speed sign will display 40km/h and then revert to either 50km/h or 60km/h after school hours, during holiday time and weekends.

When activated the inner rings of the red annulus will flash intermittently, whilst the outer ring of the annulus remains static reminding drivers to slow down and approach with caution.



Applications

- School Zones
- Areas of High Pedestrian Activities

Available in AS1743 Type A, B, C
A H 545 x W 545 x D 155mm
B H 730 x W 730 x D 190mm
C H 1050 x W 1050 x D 199mm

Built in Australia by ATS, the school zone sign displays high intensity, white LED numerals and red flashing annulus. Utilising the latest electronic hardware and software technology, the sign is bright, clear and concise and displays — 60/40 or 50/40 speed limits.

This sign is available in Full Dot Matrix or Discrete Character Display to comply with state and territory road authorities.

SCHOOL ZONES



Dot Matrix Character
Display - 40km/h
Flashing Annulus



Discrete Character
Display 50/40km/h -
Flashing Annulus



Discrete Character
Display 60/40km/h -
Flashing Annulus

Features

- Full dot matrix display
- Dual speed displays
- Displays specific speed limits – 40km/60km or 50km/40km
- High brightness white numeral LED display
- Red LED intermittent flashing annulus
- Designed to comply with latest Australian Standards
- Automatic ambient light sense dimming
- Communication protocol in accordance with VicRoads Standards.
- Lockable matt black cabinet housing. Also available in yellow or grey (other colours upon request)
- Mains power 240VAC, or solar.
- Time based schedule display function
- Sign dimensions as specified – AS1743
- IP55 protection against dust and moisture

Specifications

Specifications	Dot Matrix Display	Discrete Character Display
Display Configuration	40 across x 24 down	–
LED Size	5mm	3mm
Number of Pixels	960	–
Display Size	AS1743 Type A, B, C	AS1743 Type A, B, C
Cabinet Enclosure Dimensions	A H 545 x W 545 x D 155mm	A H 545 x W 545 x D 155mm
	B H 730 x W 730 x D 190mm	B H 730 x W 730 x D 190mm
	C H 1050 x W 1050 x D 199mm	C H 1050 x W 1050 x D 199mm
Cabinet	Secure Lockable	Secure Lockable
Mains Power	240VAC	240VAC
Solar Power	AS4509.2, 4086.1, 4086.2 Compliant	AS4509.2, 4086.1, 4086.2 Compliant
Secondary Battery Backup	Complies with AS4086.2	Complies with AS4086.2
LED Colours	White (Information Display) Red (Annulus)	White (Information Display) Red (Annulus)
Amber Conspicuity Device	Optional	Optional



ELECTRONIC SPEED LIMIT SIGNS



ESLS

Electronic Speed Limit Signs (ESLS) are used to legally enforce a speed limit on highways, roads, streets and tunnels. ESLS signs display mandatory speed limits in 10km/h increments, from a minimum of 20km/h to a maximum of 110km/h. These signs are available in discrete character format or dot matrix characters. ATS signs are manufactured in Australia as required by AS5156, and are designed to communicate via the most commonly used Vic Roads and TfNSW protocols.

Proudly manufactured in Australia, Our ESLS are built to withstand harsh environments as required by Australian standards and guidelines. These signs are available in all Australian speeds limit standards from 20km/h to 110km/h.

ATS ESLS speed limit signs are available in Full Dot Matrix or Discrete Characters.

All Signs Available in AS1743 Type A, B, C
A H 545 x W 545 x D 155mm
B H 730 x W 730 x D 190mm
C H 1050 x W 1050 x D 199mm



Applications

- Town Approach
- Shopping Areas
- Entertainment Zones
- Areas of High Pedestrian Activities
- Bridges and Tunnels
- Highways
- Roads & Streets

Designed to provide a distinctly visible, programmable speed display. The ESLS incorporates high intensity white LED numerals and red annulus, discernible in all weather conditions. Utilising the latest electronic hardware and software technology, the ATS ESLS complies with AS1743 Standards Australia.

ELECTRONIC SPEED LIMIT SIGNS

Features

- Full dot matrix or discrete display
- Two or three digit speed display
- Displays specific speed limits from 20km/h to 110km/h.
- High brightness white LED display
- Distinct red LED annulus
- Automatic ambient light sense dimming
- Communication protocol in accordance with RTA TSI-SP-003
- Lockable black cabinet housing as standard. Available in yellow or grey (other colours upon request)
- Sign dimensions **A**, **B** or **C**
- Power input - 240VAC/12V DC
- Time based schedule display function
- Optional flashing amber LED conspicuity lamps at either two or four corners
- Designed in compliance with Australian Standards

Optional Flashing Amber Lamps


Flashing amber LED conspicuity lamps can be included as an option. Located on the top only or all four corners of the speed sign, the lamps are designed to flash intermittently. The flashing ambers are integrated to increase driver awareness of hazardous situations and adverse driving conditions such as fog and ice. Talk to our sales team for further information.




Specifications	Dot Matrix Display	Discrete Character Display
Display Configuration	40 across x 24 down	–
LED Size	5mm	3mm
Number of Pixels	960	–
Display Size	AS1743 Type A , B , C	AS1743 Type A , B , C
Cabinet Enclosure Dimensions	A H 545 x W 545 x D 155mm	A H 545 x W 545 x D 155mm
	B H 730 x W 730 x D 190mm	B H 730 x W 730 x D 190mm
	C H 1050 x W 1050 x D 199mm	C H 1050 x W 1050 x D 199mm
Cabinet	Secure Lockable	Secure Lockable
Power	240V AC/12V DC	240V AC/12V DC
Solar Power	AS4509.2, 4086.1, 4086.2 Compliant	AS4509.2, 4086.1, 4086.2 Compliant
Secondary Battery Backup	Complies with AS4086.2	Complies with AS4086.2
LED Colours	White (Information Display) Outer Red (Annulus)	White (Information Display) Outer Red (Annulus)
Amber Conspicuity Device	Optional	Optional

ELECTRONIC SPEED LIMIT SIGNS

ESLS Dot Matrix



ESLS Discrete Characters



VARIABLE SPEED LIMIT SIGNS



VSLS

The Variable Speed Limit Signs (VSLS) are used to legally enforce a posted speed limit at times when road safety and performance are compromised.

Specific road conditions warrant a reduction of driver speed at certain times, for example; adverse weather conditions, traffic accident or temporary road works. The VSLS reduces the risk of collision and improves overall road safety.

Designed, developed and manufactured by ATS in Australia, our VSLS signage are built to withstand harsh environments and conditions as required by Australian standards. The VSLS display variable speed limits from a minimum of 20km/h to a maximum of 110km/h in 10K increments. The LED display uses ultra-bright, high intensity LEDs with flicker-free technology to ensure maximum visibility for the approaching motorist.




ATS VSLS use a programmable speed display for variable speed zones. Our VSLS signs incorporate the latest electronic hardware and software technology, these signs displays bright, clear and concise speed limits as required by AS1743.

ATS VSLS are manufactured to AS5156 Australia Standards and are designed to communicate via the most commonly used Vic Roads and TfNSW protocols.


VARIABLE SPEED LIMIT SIGNS

ATS VSLs/ESL speed limit signs are available in Full Dot Matrix or Discrete Characters as shown.

All Signs Available in AS1743 Type A, B, C
A H 545 x W 545 x D 155mm
B H 730 x W 730 x D 190mm
C H 1050 x W 1050 x D 199mm



ATS VSLs/ESL speed limit signs display mandatory speed limits from a minimum of 20km/h to a maximum of 110km/h.





ELECTRONIC LED SIGNS

ELS



ATS Electronic LED Signs (ELS) provide high visibility and programmable displays for use in temporary work zones. The ELS can be used in conjunction with the (VSLs) to forewarn drivers of a hazard zone or speed limit reduction at times when road safety and performance are compromised. The ELS uses a high intensity white LED display and red annulus with flicker-free technology. Utilising the latest electronic hardware and software technology, these signs display bright, clear and concise directions. ELS signs are designed to display more complex graphics and instructions such as Slow, Stop, Lane Closures, and Road Works.

ATS ELS are manufactured as per AS5156-2010 Australian Standards and designed to communicate via the most commonly used Vic Roads and TfNSW protocols.

Available in AS1743 Type B
H 730 x W 730 x D 190mm



Specifications	Dot Matrix Display	Discrete Character Display
Display Configuration	40 across x 24 down	–
LED Size	5mm	3mm
Number of Pixels	960	–
Display Size	AS1743 Type B	AS1743 Type B
Cabinet Enclosure Dimensions	H 730 x W 730 x D 190mm	H 730 x W 730 x D 190mm
Cabinet	Secure Lockable	Secure Lockable
Mains Power	240V AC/12V DC	240V AC/12V DC
Solar Power	AS4509.2, 4086.1, 4086.2 Compliant	AS4509.2, 4086.1, 4086.2 Compliant
LED Colours	White (Information Display) Out Red (Annulus)	White (Information Display) Outer Red (Annulus)
Yellow Conspicuity Device	Optional	Optional

ALDRIDGE

Aldridge Traffic Systems Pty Ltd

12 - 14 Leeds Street
Rhodes NSW 2138
www.trafficltd.com.au

NSW

P: +61 2 9736 3677
F: +61 2 9736 3391
e: info@trafficltd.com.au

NT

P: +61 8 8947 0733
F: +61 8 8947 0713
e: info@trafficltd.com.au

QLD

P: +61 7 3184 2000
F: +61 7 3266 2244
e: info@trafficltd.com.au

VIC

P: +61 3 9430 0222
F: +61 3 9430 0244
e: info@trafficltd.com.au

ACT

P: +61 2 6299 7922
F: +61 2 6299 7977
e: info@trafficltd.com.au

TAS

P: +61 3 6273 1177
F: +61 3 6273 1759
e: info@trafficltd.com.au

SA

P: +61 8 8362 2385

e: info@trafficltd.com.au

WA

P: +61 8 9248 1002
F: +61 8 9209 2288
e: info@trafficltd.com.au

UNITED KINGDOM

P: +44 (0) 1159 223 797
F: +44 (0) 1159 223 836
e: info@aldriggetraffic.co.uk

